

SEV-SERIE

compatible to: DENTSPLY Implants® / Astra Tech Implant System™ EV



PLATFORM

3,0 mm

3,6 mm


4,2 mm

4,8 mm

5,4 mm

TITANIUM BASE

for individual milled Zirconium Abutment incl. screw
Titanium Grade 5 ELI



SEV 80300000

SEV 80360000

SEV 80420000

SEV 80480000

SEV 80540000

SCAN BODY 3D-GUIDE®

for intra + extra oral scanning



SEV 9.S3D3.000

SEV 9.S3D3.600

SEV 9.S3D4.200

SEV 9.S3D4.800

SEV 9.S3D5.400 ★

NT-MILL LAB ANALOG

for nt-Preform®
Stainless Steel



SEV 5.La3.000

SEV 5.La3.600

SEV 5.La4.200

SEV 5.La4.800

SEV 5.La5.400 ★

IMPLANT PICK-UP

for open-tray with integrated screw
Coming soon



SEV TR-00013.0

SEV TR-00023.6

SEV TR-00034.2

SEV TR-00044.8

SEV TR-00055.4

ABUTMENT SCREW

Recommended tightening torques 25 Ncm
Titanium Grade 5 ELI



SEV 603000

SEV 603600

SEV 604200

SEV 604854

SEV 604854

Notice: Products indicated with ® and ™ are registered brand names of the respective manufactures.
Products indicated with ★ are available in the USA

SEV-SERIE

compatible to: DENTSPLY Implants® / Astra Tech Implant System™ EV



PLATFORM

3,0 mm

3,6 mm

4,2 mm

4,8 mm

5,4 mm

2-CONNECT®-ABUTMENT SET

incl. 2-CONnect®-Coping
and Coping-screw
Titanium Grade 5 ELI

*Coming soon



Gingiva Height	0,5 mm	SEV-2CON 8030001S	SEV-2CON 8036001S	SEV-2CON 8042001S	SEV-2CON 8048001S	SEV-2CON 8054001S
	2,5 mm	SEV-2CON 8030002S	SEV-2CON 8036002S	SEV-2CON 8042002S	SEV-2CON 8048002S*	SEV-2CON 8054002S

2-CONNECT®-ABUTMENT

Recommended tightening
torques: 25 Ncm
Titanium Grade 5 ELI

*Coming soon

M (Male Part)



Gingiva Height	0,5 mm	SEV-2CON 8030001M	SEV-2CON 8036001M	SEV-2CON 8042001M	SEV-2CON 8048001M	SEV-2CON 8054001M
	2,5 mm	SEV-2CON 8030002M	SEV-2CON 8036002M	SEV-2CON 8042002M	SEV-2CON 8048002M*	SEV-2CON 8054002M

2-CONNECT®-COPING

Titanium Grade 5 ELI



F (Female Part)	2CON F-U	2CON F-U	2CON F-U	2CON F-U	2CON F-U	★
------------------------	----------	----------	----------	----------	----------	---

COPING-SCREW

Recommended tightening
torques: 20 Ncm
Titanium Grade 5 ELI



KS 61	KS 61	KS 61	KS 61	KS 61	★
-------	-------	-------	-------	-------	---

Notice: Products indicated with ® and ™ are registered brand names of the respective manufactures.
Products indicated with ★ are available in the USA

SEV-SERIE

compatible to: DENTSPLY Implants® / Astra Tech Implant System™ EV



PLATFORM

3,0 mm

3,6 mm

4,2 mm

4,8 mm

5,4 mm

2-CONNECT®-ABUTMENT SET

incl. 2-CONnect®-Coping,
Coping-screw & Male Part Screw
angled 20°

Gingiva Height 2,5 mm
Titanium Grade 5 ELI

Coming soon



SEV-2CON 80300A3S

SEV-2CON 80360A3S

SEV-2CON 80420A3S

SEV-2CON 80480A3S

SEV-2CON 80540A3S

2-CONNECT®-ABUTMENT

angled 20°

Gingiva Height 2,5 mm
Titanium Grade 5 ELI

Coming soon

M (Male Part)



SEV-2CON 80300A3M

SEV-2CON 80360A3M

SEV-2CON 80420A3M

SEV-2CON 80480A3M

SEV-2CON 80540A3M

2-CONNECT®-COPING

Titanium Grade 5 ELI



F (Female Part)

2CON F-U

2CON F-U

2CON F-U

2CON F-U

2CON F-U

★

COPING-SCREW

Recommended tightening
torques: 15 Ncm

Titanium Grade 5 ELI

Coming soon



KS 62

KS 62

KS 62

KS 62

KS 62

MALE PART SCREW

for angled 20° 2-CONnect®
Abutment | Recommended
tightening torques: 20 Ncm

Titanium Grade 5 ELI

Coming soon



SEV 6.Ms3.000

SEV 6.Ms3.600

SEV 6.Ms4.200

SEV 6.Ms4.800

SEV 6.Ms5.400

Notice: Products indicated with ® and ™ are registered brand names of the respective manufactures.
Products indicated with ★ are available in the USA

SEV-SERIE

compatible to: DENTSPLY Implants® / Astra Tech Implant System™ EV



PLATFORM

3,0 mm

3,6 mm

4,2 mm

4,8 mm

5,4 mm

**2-CONNECT®-
IMPLANT PICK-UP**
integrated screw



● Straight KS 61 = \varnothing 1,8 mm	2CON TR-00021.8	2CON TR-00021.8	2CON TR-00021.8	2CON TR-00021.8	2CON TR-00021.8
● Angled KS 62 = \varnothing 1,6 mm	2CON TR-00031.6	2CON TR-00031.6	2CON TR-00031.6	2CON TR-00031.6	2CON TR-00031.6

**2-CONNECT®-
SCAN BODY 3D-GUIDE®**
for intra + extra
oral scanning



● Straight KS 61 = \varnothing 1,8 mm	2CON 9.S3D1.800	2CON 9.S3D1.800	2CON 9.S3D1.800	2CON 9.S3D1.800	2CON 9.S3D1.800	★
● Angled KS 62 = \varnothing 1,6 mm	2CON 9.S3D1.600	2CON 9.S3D1.600	2CON 9.S3D1.600	2CON 9.S3D1.600	2CON 9.S3D1.600	★

**2-CONNECT®-
LAB ANALOG**



● Straight KS 61 = \varnothing 1,8 mm	2CON 5.La1.800	2CON 5.La1.800	2CON 5.La1.800	2CON 5.La1.800	2CON 5.La1.800	★
● Angled KS 62 = \varnothing 1,6 mm	2CON 5.La1.600	2CON 5.La1.600	2CON 5.La1.600	2CON 5.La1.600	2CON 5.La1.600	★

**2-CONNECT®-
DIM ANALOG**



● Straight KS 61 = \varnothing 1,8 mm	2CON 5.DIM.180	2CON 5.DIM.180	2CON 5.DIM.180	2CON 5.DIM.180	2CON 5.DIM.180	★
● Angled KS 62 = \varnothing 1,6 mm	2CON 5.DIM.160	2CON 5.DIM.160	2CON 5.DIM.160	2CON 5.DIM.160	2CON 5.DIM.160	★

SLEEVE
for plaster model
Stainless Steel






































DIM 5.XSL.A30	DIM 5.XSL.A30	DIM 5.XSL.A30	DIM 5.XSL.A30	DIM 5.XSL.A30	DIM 5.XSL.A30	★
---------------	---------------	---------------	---------------	---------------	---------------	---

Notice: Products indicated with ® and ™ are registered brand names of the respective manufactures. Products indicated with ★ are available in the USA

SEV-SERIE

compatible to: DENTSPLY Implants® / Astra Tech Implant System™ EV

					
PLATFORM	3,0 mm	3,6 mm	4,2 mm	4,8 mm	5,4 mm
NT-PREFORM® incl. coloured milling screw Titanium Grade 5 ELI					
Gingiva Height 0,5 mm	SEV 10.Mi3.000.05	SEV 10.Mi3.600.05	SEV 10.Mi4.200.05	SEV 10.Mi4.800.05	SEV 10.Mi5.400.05
NT-MILL LAB ANALOG for nt-Preform® Stainless Steel					
	SEV 5.La3.000	SEV 5.La3.600	SEV 5.La4.200	SEV 5.La4.800	SEV 5.La5.400 ★
ABUTMENT GRIP for nt-Holder fixture Stainless Steel					
	W 12.100.000	W 12.100.000	W 12.200.000	W 12.300.000	W 12.300.000 ★
SCAN BODY 3D-GUIDE® for intra + extra oral scanning					
	SEV 9.S3D3.000	SEV 9.S3D3.600	SEV 9.S3D4.200	SEV 9.S3D4.800	SEV 9.S3D5.400 ★
COLOURED MILLING SCREW for nt-Preform® Recommended tightening torques 10 Ncm					
	SEV 6.Sc3.000	SEV 6.Sc3.600	SEV 6.Sc4.200	SEV 6.Sc4.854	SEV 6.Sc4.854 ★
ABUTMENT SCREW Recommended tightening torques 25 Ncm Titanium Grade 5 ELI					
	SEV 603000	SEV 603600	SEV 604200	SEV 604854	SEV 604854

Notice: Products indicated with ® and ™ are registered brand names of the respective manufactures.
Products indicated with ★ are available in the USA 

SEV-SERIE DIM ANALOG

compatible to: DENTSPLY Implants® / Astra Tech Implant System™ EV

NEW



PLATFORM

3,0 mm

3,6 mm

4,2 mm

4,8 mm

5,4 mm

DIM ANALOG



SEV 5.DIM.300

SEV 5.DIM.360

SEV 5.DIM.420

SEV 5.DIM.480

SEV 5.DIM.540

★

SLEEVE

for plaster model
Stainless Steel



DIM 5.XSL.A10

DIM 5.XSL.A10

DIM 5.XSL.A20

DIM 5.XSL.A30

DIM 5.XSL.A30

★

Notice: Products indicated with ® and ™ are registered brand names of the respective manufactures.
Products indicated with ★ are available in the USA