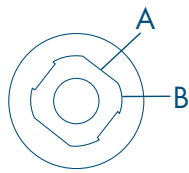


L-SERIES

compatible to:

*Straumann
Bone Level®*



A: over surface

B: over edge

PLATFORMS:




3,3 mm NC




4,1 / 4,8 mm RC



<p>TITANIUM BASE incl. screw <i>Not available in the USA</i></p>	L 800	
<p>SCAN BODY 3D-GUIDE® for intra + extra oral scanning</p>	L 9.S3D3.300	
<p>LAB ANALOG</p>	L 50	
<p>IMPLANT PICK-UP for open-tray with integrated screw</p>	L TR-NC013.3	
<p>ABUTMENT SCREW</p>  <p>Overview of all screwdrivers on pages 344 and 345</p>	L 60	
<p>DIM ANALOG®</p>	L 5.DIM.330	
<p>SLEEVE (belongs to DIM ANALOG) plaster model</p>	DIM 5.XSL.A10	



<p>NT-PREFORM® incl. coloured milling screw <i>Not available in the USA</i></p>	<p>GH 0,5 mm GH 1,3 mm</p>	<p>L 10.Mi3.300.05 L 10.Mi3.300</p>	
<p>SCAN BODY 3D-GUIDE® for intra + extra oral scanning</p>		<p>L 9.S3D3.300</p>	
<p>NT-MILL LAB ANALOG for NT-Preform®</p>		<p>L 5.La3.300</p>	
<p>COLOURED MILLING SCREW for NT-Preform®</p>		<p>L 6.Sc3.341</p>	
<p>ABUTMENT SCREW</p>  <p>Overview of all screwdrivers on pages 344 and 345</p>		<p>L 60</p>	
<p>DIM ANALOG®</p>		<p>L 5.DIM.330</p>	
<p>SLEEVE (belongs to DIM ANALOG®) plaster model</p>		<p>DIM 5.XSL.A10</p>	
<p>ABUTMENT GRIP for NT-Holder fixture</p>		<p>W 12.100.000</p>	
<p>I-BUTMENT individual milled by NT-iDent <i>Not available in the USA</i></p>		<p>TZ15.TiO.Si1</p>	

L
SERIES



2-CONNECT®-ABUTMENT SET (STRAIGHT)

incl. 2-CONnect®-Coping and Coping-screw

GH 0,5 mm

L 800 S

GH 2,5 mm

L-2CON 8033002S



2-CONNECT®-ABUTMENT

Male Part

GH 0,5 mm

L 800 M

GH 2,5 mm

L-2CON 8033002M



2-CONNECT®-SCAN BODY 3D-GUIDE®

for intra + extra oral scanning

KS 61 = 1,8 mm

2CON 9.S3D1.800



2-CONNECT®-COPING

Female Part

2CON F-U



COPING-SCREW

Recommended tightening torques: 30 Ncm

KS 61



2-CONNECT®-DIM ANALOG®

KS 61 = 1,8 mm

2CON 5.DIM.180



SLEEVE (belongs to DIM ANALOG®)

plaster model

DIM 5.XSL.A30



2-CONNECT®-IMPLANT PICK-UP

integrated screw

KS 61 = 1,8 mm

2CON TR-00021.8



2-CONNECT®-LAB ANALOG

KS 61 = 1,8 mm









2CON 5.La1.800






<p>2-CONNECT®-ABUTMENT SET (ANGLED) incl. 2-CONnect®-Coping, mounting aid, Coping-screw and Male Part Screw, angled 20°, Gingiva Height 2,5 mm</p>	<p>Not available in the USA</p>	<p>A: over surface B: over edge</p>	<p>L-2CON 80330A3S L-2CON 80330C3S</p>	
<p>2-CONNECT®-ABUTMENT angled 20°, Gingiva Height 2,5 mm Male Part incl. screw, mounting aid</p>	<p>Not available in the USA</p>	<p>A: over surface B: over edge</p>	<p>L-2CON 80330A3M L-2CON 80330C3M</p>	
<p>2-CONNECT®-SCAN BODY 3D-GUIDE® for intra + extra oral scanning KS 62 = 1,6 mm</p>			<p>2CON 9.S3D1.600</p>	
<p>2-CONNECT®-COPING Female Part</p>			<p>2CON F-U</p>	
<p>COPING-SCREW Recommended tightening torques: 15 Ncm</p>			<p>KS 62</p>	
<p>MALE PART SCREW for angled 20° 2-CONnect® Abutment Recommended tightening torques: 20 Ncm</p>			<p>L 6.Ms3.341</p>	
<p>2-CONNECT®-DIM ANALOG® KS 62 = 1,6 mm</p>			<p>2CON 5.DIM.160</p>	
<p>SLEEVE (belongs to DIM ANALOG®) plaster model</p>			<p>DIM 5.XSL.A30</p>	
<p>2-CONNECT®-IMPLANT PICK-UP integrated screw KS 62 = 1,6 mm</p>			<p>2CON TR-00031.6</p>	
<p>2-CONNECT®-LAB ANALOG KS 62 = 1,6 mm</p>			<p>2CON 5.La1.600</p>	



<p>TITANIUM BASE incl. screw <i>Not available in the USA</i></p>	L 810	
<p>SCAN BODY 3D-GUIDE® for intra + extra oral scanning</p>	L 9.S3D4.148	
<p>LAB ANALOG</p>	L 51	
<p>IMPLANT PICK-UP for open-tray with integrated screw</p>	L TR-RC024.1	
<p>ABUTMENT SCREW</p>  <p>Overview of all screwdrivers on pages 344 and 345</p>	L 60	
<p>DIM ANALOG®</p>	L 5.DIM.414	
<p>SLEEVE (belongs to DIM ANALOG) plaster model</p>	DIM 5.XSL.A20	



<p>NT-PREFORM® incl. coloured milling screw <i>Not available in the USA</i></p>	<p>GH 0,5 mm GH 1,3 mm</p>	<p>L 10.Mi4.148.05 L 10.Mi4.148</p>	
<p>SCAN BODY 3D-GUIDE® for intra + extra oral scanning</p>		<p>L 9.S3D4.148</p>	
<p>NT-MILL LAB ANALOG for NT-Preform®</p>		<p>L 5.La4.148</p>	
<p>COLOURED MILLING SCREW for NT-Preform®</p>		<p>L 6.Sc3.341</p>	
<p>ABUTMENT SCREW</p>  <p>Overview of all screwdrivers on pages 344 and 345</p>		<p>L 60</p>	
<p>DIM ANALOG®</p>		<p>L 5.DIM.414</p>	
<p>SLEEVE (belongs to DIM ANALOG®) plaster model</p>		<p>DIM 5.XSL.A20</p>	
<p>ABUTMENT GRIP for NT-Holder fixture</p>		<p>W 12.200.000</p>	
<p>I-BUTMENT individual milled by NT-iDent <i>Not available in the USA</i></p>		<p>TZ15.TiO.Si1</p>	

L
SERIES



2-CONNECT®-ABUTMENT SET (STRAIGHT)

incl. 2-CONnect®-Coping and Coping-screw

GH 0,5 mm

L 810 S

GH 2,5 mm

L-2CON 8041482S



2-CONNECT®-ABUTMENT

Male Part

GH 0,5 mm

L 810 M

GH 2,5 mm

L-2CON 8041482M



2-CONNECT®-SCAN BODY 3D-GUIDE®

for intra + extra oral scanning

KS 61 = 1,8 mm

2CON 9.S3D1.800



2-CONNECT®-COPING

Female Part

2CON F-U



COPING-SCREW

Recommended tightening torques: 30 Ncm

KS 61



2-CONNECT®-DIM ANALOG®

KS 61 = 1,8 mm

2CON 5.DIM.180



SLEEVE (belongs to DIM ANALOG®)

plaster model

DIM 5.XSL.A30



2-CONNECT®-IMPLANT PICK-UP

integrated screw

KS 61 = 1,8 mm

2CON TR-00021.8



2-CONNECT®-LAB ANALOG

KS 61 = 1,8 mm

2CON 5.La1.800





<p>2-CONNECT®-ABUTMENT SET (ANGLED) incl. 2-CONnect®-Coping, mounting aid, Coping-screw and Male Part Screw, angled 20°, Gingiva Height 2,5 mm</p>	<p>Not available in the USA</p>	<p>A: over surface B: over edge</p>	<p>L-2CON 84148A3S L-2CON 84148C3S</p>	
<p>2-CONNECT®-ABUTMENT angled 20°, Gingiva Height 2,5 mm, Male Part incl. screw, mounting aid</p>	<p>Not available in the USA</p>	<p>A: over surface B: over edge</p>	<p>L-2CON 84148A3M L-2CON 84148C3M</p>	
<p>2-CONNECT®-SCAN BODY 3D-GUIDE® for intra + extra oral scanning KS 62 = 1,6 mm</p>			<p>2CON 9.S3D1.600</p>	
<p>2-CONNECT®-COPING Female Part</p>			<p>2CON F-U</p>	
<p>COPING-SCREW Recommended tightening torques: 15 Ncm</p>			<p>KS 62</p>	
<p>MALE PART SCREW for angled 20° 2-CONnect® Abutment Recommended tightening torques: 20 Ncm</p>			<p>L 6.Ms3.341</p>	
<p>2-CONNECT®-DIM ANALOG® KS 62 = 1,6 mm</p>			<p>2CON 5.DIM.160</p>	
<p>SLEEVE (belongs to DIM ANALOG®) plaster model</p>			<p>DIM 5.XSL.A30</p>	
<p>2-CONNECT®-IMPLANT PICK-UP integrated screw KS 62 = 1,6 mm</p>			<p>2CON TR-00031.6</p>	
<p>2-CONNECT®-LAB ANALOG KS 62 = 1,6 mm</p>			<p>2CON 5.La1.600</p>	