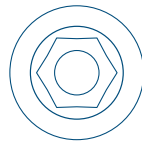


MEX-SERIES

compatible to:

Medentis Medical[®]
ICX[®]



PLATFORMS:



3,7 - 4,8 mm



TITANIUM BASE

incl. screw

MEX 80374800



SCAN BODY 3D-GUIDE®

for intra + extra oral scanning

MEX 9.S3D3.748



NT-MILL LAB ANALOG

MEX 5.La3.748



IMPLANT PICK-UP

for open-tray with integrated screw

MEX TR-00013.7



ABUTMENT SCREW



Overview of all screwdrivers on pages 344 and 345

MEX 603748



DIM ANALOG®

MEX 5.DIM.374













SLEEVE (belongs to DIM ANALOG)

plaster model

DIM 5.XSL.A20





<p>NT-PREFORM® incl. coloured milling screw</p>	<p>MEX 10.Mi3.748.05</p>	
<p>SCAN BODY 3D-GUIDE® for intra + extra oral scanning</p>	<p>MEX 9.S3D3.748</p>	
<p>NT-MILL LAB ANALOG for NT-Preform®</p>	<p>MEX 5.La3.748</p>	
<p>COLOURED MILLING SCREW for NT-Preform®</p>	<p>MEX 6.Sc3.748</p>	
<p>ABUTMENT SCREW</p>  <p>Overview of all screwdrivers on pages 344 and 345</p>	<p>MEX 603748</p>	
<p>DIM ANALOG®</p>	<p>MEX 5.DIM.374</p>	
<p>SLEEVE (belongs to DIM ANALOG®) plaster model</p>	<p>DIM 5.XSL.A20</p>	
<p>ABUTMENT GRIP for NT-Holder fixture</p>	<p>W 12.200.000</p>	
<p>I-BUTMENT individual milled by NT-iDent</p> <p>Not available in the USA</p>	<p>TZ15.TiO.Si1</p>	

MEX
SERIES



2-CONNECT®-ABUTMENT SET (STRAIGHT)

incl. 2-CONnect®-Coping and Coping-screw

GH 0,5 mm MEX-2CON 8037481S

GH 2,5 mm MEX-2CON 8037482S



2-CONNECT®-ABUTMENT

Male Part

GH 0,5 mm MEX-2CON 8037481M

GH 2,5 mm MEX-2CON 8037482M



2-CONNECT®-SCAN BODY 3D-GUIDE®

for intra + extra oral scanning

KS 61 = 1,8 mm

2CON 9.S3D1.800



2-CONNECT®-COPING

Female Part

2CON F-U



COPING-SCREW

Recommended tightening torques: 25 Ncm

KS 61



2-CONNECT®-DIM ANALOG®

KS 61 = 1,8 mm

2CON 5.DIM.180



SLEEVE (belongs to DIM ANALOG®)

plaster model

DIM 5.XSL.A30



2-CONNECT®-IMPLANT PICK-UP

integrated screw

KS 61 = 1,8 mm

2CON TR-00021.8












2-CONNECT®-LAB ANALOG

KS 61 = 1,8 mm

2CON 5.La1.800





<p>2-CONNECT®-ABUTMENT SET (ANGLED) incl. 2-CONnect®-Coping, mounting aid, Coping-screw and Male Part Screw, angled 20°, Gingiva Height 2,5 mm</p>	<p>MEX-2CON 80374A3S</p>	
<p>2-CONNECT®-ABUTMENT angled 20°, Gingiva Height 2,5 mm Male Part incl. screw, mounting aid</p>	<p>MEX-2CON 80374A3M</p>	
<p>2-CONNECT®-SCAN BODY 3D-GUIDE® for intra + extra oral scanning KS 62 = 1,6 mm</p>	<p>2CON 9.S3D1.600</p>	
<p>2-CONNECT®-COPING Female Part</p>	<p>2CON F-U</p>	
<p>COPING-SCREW Recommended tightening torques: 15 Ncm</p>	<p>KS 62</p>	
<p>MALE PART SCREW for angled 20° 2-CONnect® Abutment Recommended tightening torques: 20 Ncm</p>	<p>MEX 6.Ms3.748</p>	
<p>2-CONNECT®-DIM ANALOG® KS 62 = 1,6 mm</p>	<p>2CON 5.DIM.160</p>	
<p>SLEEVE (belongs to DIM ANALOG®) plaster model</p>	<p>DIM 5.XSL.A30</p>	
<p>2-CONNECT®-IMPLANT PICK-UP integrated screw KS 62 = 1,6 mm</p>	<p>2CON TR-00031.6</p>	
<p>2-CONNECT®-LAB ANALOG KS 62 = 1,6 mm</p>	<p>2CON 5.La1.600</p>	